

Light Duty Commercial High Performance Energy Saver Gas Water Heater



Photo is of
25X-78B-3N

The Light Duty Atmospheric Vent High Performance Models feature:

- **High Input Combustion System**—Generates enough hot water in the first hour for mop sinks, wash tubs and large wash sinks in addition to standard commercial duty.
- **Integrated Mixing Device**—Integrated mixing device features a thermostatically controlled mixing device that is pre-piped with a flexible connector. This required system is easily installed and designed for each specific water heater. The mixing device ensures a comfortable outlet temperature while providing a steady flow of hot water.
- **Alternate Temperature Water Outlet Kit**—3/4" NPT connections provide up to 180° F on hot water outlet side for high temperature applications. Not recommended for 180°F sanitizing.
- **Factory Installed Hydrojet 2™ Total Performance System**—Cold water inlet sediment reducing device helps prevent sediment build up in tank. Increases first hour delivery of hot water while minimizing temperature build up in tank.
- **Vitraglas® Lining**—Bradford White water heater tanks are protected from the corrosive effects of hot water by an exclusive ceramic porcelain-like coating. The Bradford White high silica Vitraglas® lining provides a tough interior surface for our hot water tanks.
- **Fully Automatic Controls**—Automatic temperature selection at your fingertips. Built-in energy cut-off switch prevents abnormally high water temperature for extra safety. Built-in gas pressure regulation.
- **Side Connections**—3/4" tapings allow easy connection for space heating applications (potable water only).
- **Non-CFC Foam Insulation**—Energy saving insulation covers the sides and top of the tank, reducing the amount of heat loss while increasing jacket rigidity. 25X has 2" of insulation, 55X has 1" of insulation.
- **Water Connections**—3/4" NPT factory installed true dielectric fittings extend water heater life and eases installation.
- **Two Protective Magnesium Anode Rods**—Provide added protection against corrosion for long trouble-free service.
- **"Snap Lock" Draft Diverter.**
- **Helical Fin Flue**—Designed to maximize the amount of heat transferred to water decreasing recovery time. Minimizes air movement in the heater during standby periods to retard heat loss up the flue.
- **Steel Tank**—Heavy gauge steel automatically formed, rolled and welded to assure a continuous seam for glass lining.
- **T&P Relief Valve**—Installed.
- **Brass Drain Valve.**
- **Design Certified by CSA International (formerly AGA and CGA).**



3-Year Limited Tank Warranties / 1-Year Limited Warranty on Component Parts.

For more information on warranty, please visit www.bradfordwhite.com

For products installed in USA, Canada and Puerto Rico. Some states do not allow limitations on warranties. See complete copy of the warranty included with the heater.

MANUFACTURED UNDER ONE OR MORE OF THE FOLLOWING U.S. PATENTS: 5,954,492; 5,761,379; 5,943,984; 5,081,696; 5,988,117; 6,142,216; 5,199,385; 5,574,822; 5,372,185; 5,485,879; 5,277,171; (B1)5,341,770; 5,660,165; 5,596,952; 5,682,666; 4,904,428; 5,023,031; 5,000,893; 4,669,448; 4,829,983; 4,808,356; 5,115,767; 5,092,519; 5,052,346; 4,416,222; 4,628,184; 4,861,968; 4,672,919; Re. 34,534; 7,270,087 B2. OTHER U.S. AND FOREIGN PATENT APPLICATIONS PENDING. CURRENT CANADIAN PATENTS: 1,272,914; 1,280,043; 1,289,832; 2,045,862; 2,112,515; 2,108,186; 2,107,012; 2,092,105; 2,409,271. Vitraglas® and Hydrojet® are registered trademarks of Bradford White® Corporation.

Commercial Atmospheric Vent Gas Water Heater

Light Duty High Performance Energy Saver Models

NATURAL GAS AND LIQUID PROPANE MODELS

Meet or exceed ASHRAE 90.1b (current standard) C.E.C. Listed
82% Thermal Efficiency

Model Number	Capacity		Input		Recovery at 100°F Rise*				A	B	C	D	E	F	G	H	I	J	K	Approx. Shipping Weight
	U.S. Gal.	Imp. Gal.	Nat. BTU/Hr. Input	LP BTU/Hr. Input	Nat. U.S. GPH	Nat. Imp. GPH	LP U.S. GPH	LP Imp. GPH	Floor to Flue Conn in.	Jacket Dia. in.	Vent Size in.	Floor to T&P Conn. in.	Floor to Gas Conn. in.	Floor to Space Heating Return in.	Floor to Space Heating Outlet in.	Floor to Heater Top in.	Floor to Alternate Temp. Water Outlet in.	Floor to Water Conn. † in.	Depth in.	
25X-78B-3N	25	21	78,000	76,000	76	64	74	62	58 ¹ / ₂	18	4	50	14 ¹³ / ₁₆	15 ⁷ / ₁₆	50	54 ⁵ / ₈	56 ²³ / ₃₂	61 ³ / ₈	22	150
55X-80B-3N	55	46	80,000	78,000	78	65	76	63	59 ⁵ / ₈	22	4	50	14 ¹³ / ₁₆	15 ⁷ / ₁₆	50	56	58 ³ / ₁₆	62 ¹³ / ₁₆	26 ¹ / ₄	200

Model Number	Capacity		Input		Recovery at 56°C Rise*		A	B	C	D	E	F	G	H	I	J	K	Approx. Shipping Weight
	Liters		Nat. kW Input	LP kW Input	Nat. Liters/Hour	LP Liters/Hour	Floor to Flue Conn mm.	Jacket Dia. mm.	Vent Size mm.	Floor to T&P Conn. mm.	Floor to Gas Conn. mm.	Floor to Space Heating Return mm.	Floor to Space Heating Outlet mm.	Floor to Heater Top mm.	Floor to Alternate Temp. Water Outlet mm.	Floor to Water Conn. † mm.	Depth mm.	
25X-78B-3N	94		22.9	22.3	287	279	1486	457	102	1270	376	392	1270	1388	1426	1558	559	68
55X-80B-3N	208		23.5	22.9	295	287	1514	457	102	1270	376	392	1270	1422	1477	1595	667	91

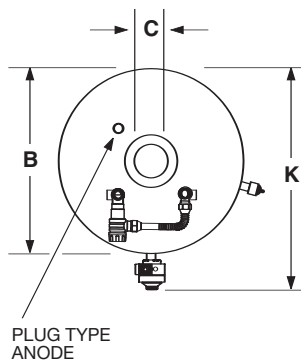
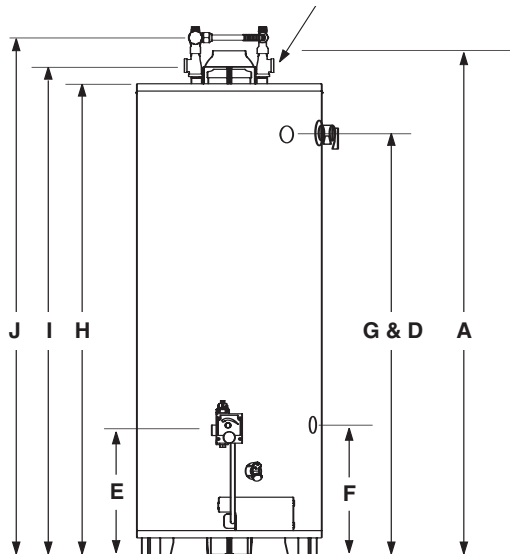
Propane models feature a Titanium Stainless Steel propane burner.

For propane (LP) models, change "B" to "S" and "N" to "X".

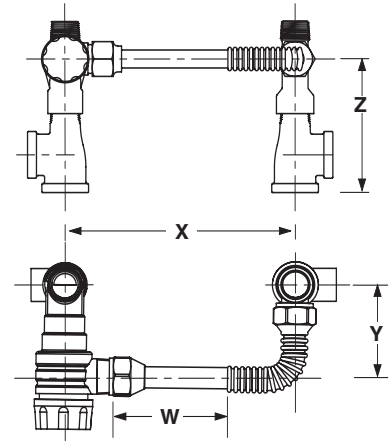
*Based on manufacturers rated recovery efficiency.

†Dimension to top of installed mixing device.

Alternate Temperature Water Outlet Kit (ATWOK) see detail to right.



Integrated Mixing Device
(ATWOK installation required for operation)



Model Number	W	X	Y	Z
	in.	in.	in.	Height to Center of Pipe in.
25X-78B-3N	4	8	3 ¹ / ₄	4 ⁵ / ₈
55X-80B-3N	4	8	3 ¹ / ₄	4 ⁵ / ₈

General

All gas water heaters are certified at 300 PSI test pressure (2068 kPa) and 150 PSI working pressure (1034 kPa). All water connections are 3/4" NPT (19mm) on 8" (203mm) centers, all gas connections are 1/2" (13mm).

All models design certified by CSA International (formerly AGA/CGA), ANSI standard Z-21.10.3 and peak performance rated.

Dimensions and specifications subject to change without notice in accordance with our policy of continuous product improvement.

Suitable for Water (Potable) Heating and Space Heating.

Toxic chemicals, such as those used for boiler treatment, shall NEVER be introduced into this system. This unit may NEVER be connected to any existing heating system or component(s) previously used with a non-potable water heating appliance.



For U.S. and Canada field service, contact your professional installer or local Bradford White sales representative.

Sales 800-523-2931 • Fax 215-641-1670 / Technical Support 800-334-3393 • Fax 269-795-1089 • Warranty 800-531-2111 • Fax 269-795-1089

International: Telephone 215-641-9400 • Telefax 215-641-9750 / www.bradfordwhite.com

BRADFORD WHITE-CANADA INC. Sales / Technical Support 866-690-0961 / 905-238-0100 • Fax 905-238-0105 / www.bradfordwhite.com

Built to be the Best™

©2009, Bradford White Corporation. All rights reserved.